




LIVEWELL COMICS PRESENTS:

PROFESSOR LIVEWELL

The Allergy Warrior's Guide to Allergic Esophagitis





INSIDE THE S.N.O.T.

PUSH THAT BUTTON AND WE'LL BE OFF TO SEE HOW ALLERGY CAUSES PROBLEMS IN THE ESOPHAGUS AND HOW YOU CAN TREAT IT!



WHOOAA!!!

WHEN YOU HAVE ALLERGY IN THE ESOPHAGUS...

...THE LINING OF THE ESOPHAGUS FILLS WITH ALLERGY CELLS...

...CAUSING THE ESOPHAGUS TO BECOME SWOLLEN AND STIFF...

...MAKING IT HARD FOR FOOD TO MOVE DOWN THE ESOPHAGUS INTO THE STOMACH.

WITHOUT TREATMENT, THE SWELLING CAN TIGHTEN THE ESOPHAGUS SO MUCH THAT FOOD GETS STUCK.


IN SOME INSTANCES, THE NARROWING MIGHT BECOME PERMANENT!


BIG YIKES!

HEALTHY ESOPHAGUS

BUT BY AVOIDING CERTAIN FOODS OR USING MEDICINE, THOSE ALLERGY CELLS GO AWAY...

...AND YOUR ESOPHAGUS CAN FEEL GREAT AGAIN!





**DECODING ALLERGY IN THE ESOPHAGUS:
INTERESTING FACTS YOU CAN WOW YOUR DOC AND FRIENDS WITH!
EOSINOPHILIC ESOPHAGITIS (ALLERGIC ESOPHAGITIS) IS COMMON! MANY
PEOPLE IN THE U.S. AND AROUND THE WORLD HAVE IT.**

**DIFFERENT PEOPLE CAN HAVE DIFFERENT SYMPTOMS WITH EOE. SYMPTOMS CAN INCLUDE DIFFICULTY
SWALLOWING (DYSPHAGIA), PAIN WITH SWALLOWING (ODYNOPHAGIA), REGURGITATION,
VOMITING, AND STOMACH PAIN.**

**PEOPLE WITH EOE CAN HAVE OTHER TYPES OF ALLERGIES AS WELL...
SUCH AS ASTHMA (ALLERGY IN THE LUNGS), ECZEMA (ALLERGY IN THE SKIN) OR HAY FEVER (SEASONAL
ALLERGIES)...BUT NOT EVERYONE DOES.**

**DIAGNOSIS REQUIRES AN ENDOSCOPY: TO DIAGNOSIS EOE, DOCTORS DO AN ENDOSCOPY TO LOOK
FOR ALLERGY CELLS (ALSO CALLED EOSINOPHILS) IN THE ESOPHAGUS. AFTER TREATMENT THEY WILL DO
ANOTHER ENDOSCOPY TO MAKE SURE THE ALLERGY CELLS HAVE GONE AWAY!**